

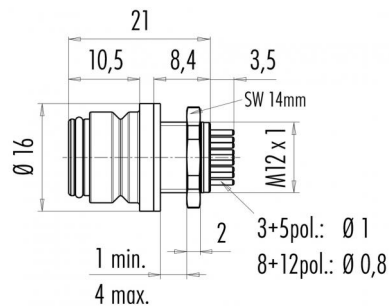
Product description **Snap-In IP67 (miniature) female panel mount connector, Contacts: 8, not shielded, dip-solder, IP67**

Area **Snap-In IP67 (miniature) series 720**
Order number **99 9128 490 08**

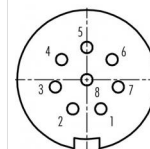
Illustration



Scale drawing



Contact arrangement (Plug-in side)



	X	Y
1	1,35	-2,79
2	-1,35	-2,79
3	-3,02	-0,69
4	-2,43	1,93
5	0,00	3,10
6	2,43	1,93
7	3,02	-0,69
8	0,00	0,00

1	weiß/white
2	braun/brown
3	grün/green
4	gelb/yellow
5	grau/grey
6	rosa/pink
7	blau/blue
8	rot/red

You can find the component part drawing and assembly instructions on the next page.

Technical data

General values

Connector design	female panel mount connector
Connector locking system	snap
Termination	dip-solder
Wire gauge (mm)	max. 0.25 mm ²
Wire gauge (AWG)	max. 24
Upper limit temperature	85 °C
Lower limit temperature	- 25 °C
Customs tariff number	85369010
Packaging Unit	100

Electrical values

Rated current (40 °C)	2 A
Rated voltage	125 V
Rated impulse voltage	2500 V
Pollution degree	2
Overvoltage category	II
Insulating material group	II
Insulation resistance	≥ 10 ¹⁰ Ω
EMC compliance	not shielded
Degree of protection	IP67
Mechanical operation	> 500 Mating cycles

Material

Contact material	CuSn (bronze)
Contact plating	Au (gold)
Contact body material	PA (UL94 V-0)
Housing material	PA
REACH SVHC	CAS 7439-92-1 (Lead)

Product description

Snap-In IP67 (miniature) female panel mount connector, Contacts: 8, not shielded, dip-solder, IP67

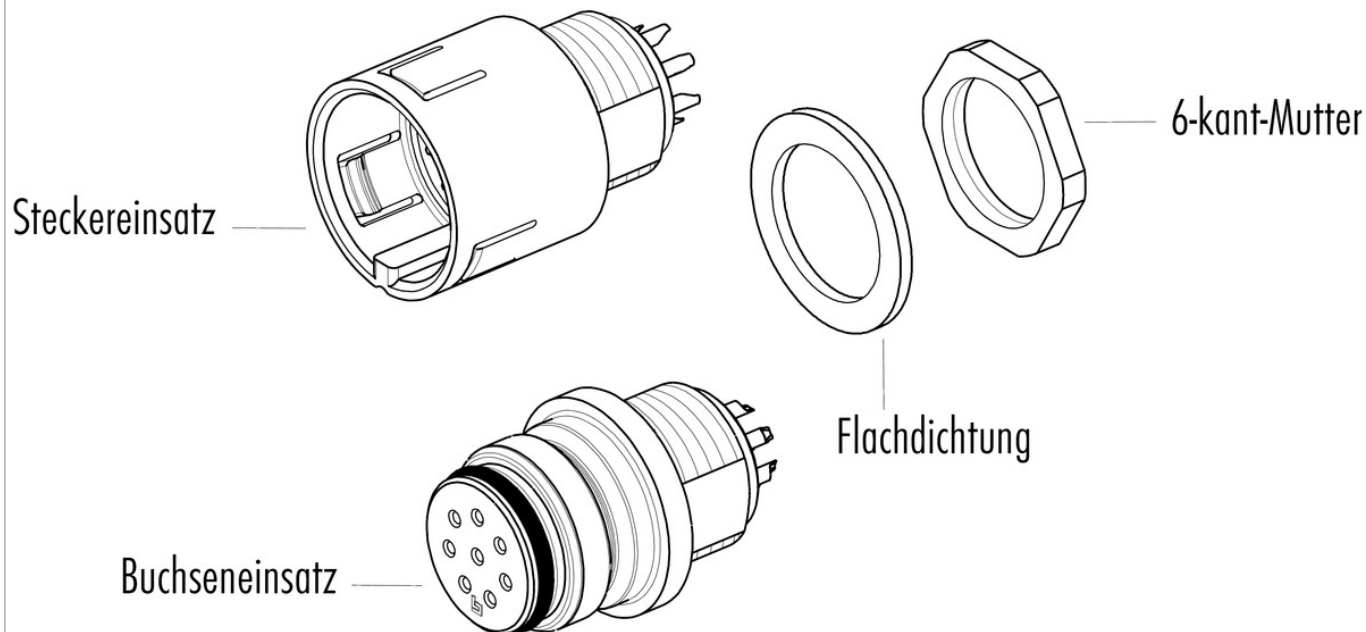
Area

Snap-In IP67 (miniature) series 720

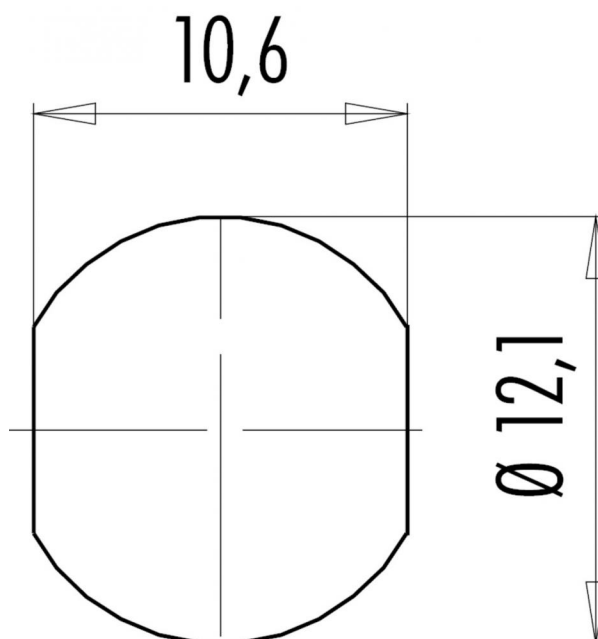
Order number

99 9128 490 08

Component part drawing



Assembly instructions / Panel cut-out



Product description	Snap-In IP67 (miniature) female panel mount connector, Contacts: 8, not shielded, dip-solder, IP67
Area	Snap-In IP67 (miniature) series 720
Order number	99 9128 490 08

Security notices

The connector must not be connected or separated under load. Non-observance and incorrect use can result in personal injury.

The connectors are designed for use in plant, control system and electrical equipment. The end user is responsible for checking whether the connectors are suitable for use in other applications.

Connectors with degree of protection IP 67 and IP 68 are not suitable for use under water. When used outdoors, the connectors must be separately protected against corrosion. For further information about IP degrees of protection refer to 'Technical support' in the Download Centre.